

Effectiveness Of Self Instructional Module On Cardiac Rehabilitation In Patients With Coronary Heart Diseases.

Ms.Pratiksha¹, Ms.Ranjana Sharma², Dr.Gajendra Manakshe³

¹*Clinical Instructor - Medical Surgical Nursing, DattaMeghe College of Nursing, Wanadongri, Nagpur, Maharashtra, India 441110, M: 8482829615
Email: payalkamdipk85@gmail.com*

²*Associate Professor, Department of Medical Surgical Nursing, Smt. Radhikabai Meghe Memorial College of Nursing, DattaMeghe Institute of Medical Sciences (Deemed to be University), Sawangi (Meghe), Wardha, Maharashtra, India.*

³*Associate Professor Dept. of Cardiology Jawaharlal Nehru Medical College, DattaMeghe Institute of Medical Sciences Sawangi (Meghe), Wardha*

ABSTRACT

Introduction:-Cardiovascular disorders are the world's number one cause of death. A coronary heart disease (CHD) is and accounts for most of these deaths as the most prevalent form of cardiovascular diseases. Patients with coronary heart diseases and can be asymptomatic or develop chronic stable angina. Unstable angina (UA) and myocardial infarction (MI) are more serious manifestation of coronary heart diseases and are termed acute coronary syndrome (ACS). Cardiac rehabilitation is defined as "Program is designed to limit the physiologic and psychological effect of cardiac illness and also teaches the importance of life style changes to prevent recurrence of cardiac events." **Aim:** - To assess the effectiveness of self instructional module on cardiac rehabilitation in patients with coronary heart diseases. **Objectives:** 1) To assess the existing knowledge regarding cardiac rehabilitation in patients with coronary heart diseases. 2) To assess the effectiveness of self-instructional module on cardiac rehabilitation in patients with coronary heart diseases. 3) To find out the association of knowledge score with selected demographic variables. **Methods and Materials:** The study was an interventional research approach conducted among 70 patients of coronary heart diseases from selected hospital in Acharya Vinoba Bhave Rural Hospital Wardhaware used to collect data. **Results:** Result of the study was Mean value of pretest is 5.34 and posttest is 17.37 and standard deviation values of pretest are ± 1.29 and posttest is ± 1.65 . The calculated t-value is 50.88 and p-value is 0.001 and there is a substantial difference between pre-test and post-test knowledge scores interpreting successful self-instruction module on cardiac rehabilitation information in patients with coronary heart disease. **Conclusion:** According to the result of this study statistically interpreted that self-instruction module was successful for cardiac recovery among coronary heart disease patients.

Key words- Knowledge, Effectiveness, Self instructional Module, Cardiac rehabilitation, Coronary heart disease

INTRODUCTION

Cardiovascular disorders are the world's number one cause of death. A coronary heart disease (CHD) is and accounts for most of these deaths as the most prevalent form of cardiovascular diseases. Coronary heart disease patients may be asymptomatic, or may experience chronic stable angina. Unstable angina (UA) and myocardial infarction (MI) are more severe coronary heart disease symptoms and are called acute coronary syndrome (ACS).¹

Cardiac rehabilitation is defined as “Program is designed to limit the physiologic and psychological effect of cardiac illness and also teaches the importance of life style changes to prevent recurrence of cardiac events”.²

Focusing on cardiac recovery can avoid coronary heart disease. The primary aim of the change in lifestyle is to get the patient back to an optimum level of physiological, psychological and occupational functioning in order to prevent the development of ischemic heart disease. A combination of exercise, education in psychological rehabilitation seems to be the most important improvement in life style which requires long-term maintenance of improved habits. There is significant evidence that one of the most critical aspects of nursing is accurate knowledge instruction during their rehabilitation in wards which can be continued even after discharge.³

STATEMENT OF THE PROBLEM

Effectiveness of self instructional module on cardiac rehabilitation in patients with coronary heart diseases.

OBJECTIVES OF THE STUDY

1. To assess the existing knowledge regarding cardiac rehabilitation in patients with coronary heart diseases.
2. To assess the effectiveness of self-instructional module on cardiac rehabilitation in patients with coronary heart diseases.
3. To find out the association of knowledge score with selected demographic variables.

HYPOTHESIS

H₀– There will be no significant difference between pre test and post test knowledge scores of cardiac rehabilitation in patients with coronary heart diseases.

H₁- There will be significant difference between pre test and post test knowledge scores of cardiac rehabilitation in patients with coronary heart diseases.

MATERIALS AND METHODS

Interventional research approach conducted among 70 patients of coronary heart diseases from selected hospital in Acharya Vinoba Bhave Rural Hospital Wardha. The inclusion criteria were: a) Patients who are willing to participate in the study. b) Patients who are present during the period of data collection. c) The patients who are medically stable post myocardial infarction, stable angina, coronary artery bypass grafting, heart transplantation, cardiomyopathy, peripheral vascular disease and sudden cardiac death syndrome. Exclusion criteria are a) Patients who are illiterate coronary heart disease. b) The patients who are critically ill. c) The patient who is having other disease than coronary heart disease. d) The who are having unstable angina, systolic blood pressure than 200 mmHg and diastolic blood pressure than 100 mmHg, severe aortic stenosis, uncontrolled ventricular arrhythmias, uncontrolled tachycardia, recent embolism, active pericarditis or myocarditis.

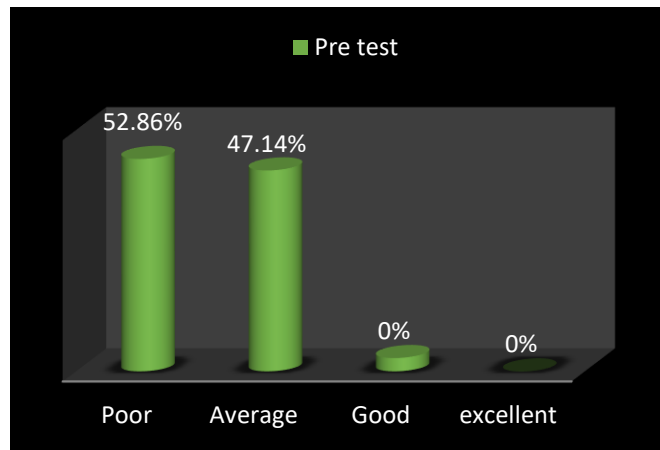
RESULTS

Table1: Assessment of pre test knowledge score regarding cardiac rehabilitation among patients with coronary heart diseases.

n=70

Level of knowledge	Score range	Frequency	Percentage%
Poor	0-5 (0-25%)	37	52.86
Average	6-10 (26-50%)	33	47.14
Good	11-15 (51-75%)	0	0
Excellent	16-20 (76-100%)	0	0
Minimum score	3		
Maximum score	8		
Mean score	5.34±1.29		
Mean percentage	26.71± 6.47		

The above table shows that in pre test 37(52.86%) had poor level of knowledge, 33(47.14%) had average level of knowledge, the minimum score is 3, maximum score is 8, mean score is 5.34±1.29 and mean percentage is 26.71±6.47%.



Graph 1: Assessment of pre test knowledge score regarding cardiac rehabilitation among patients with coronary heart diseases.

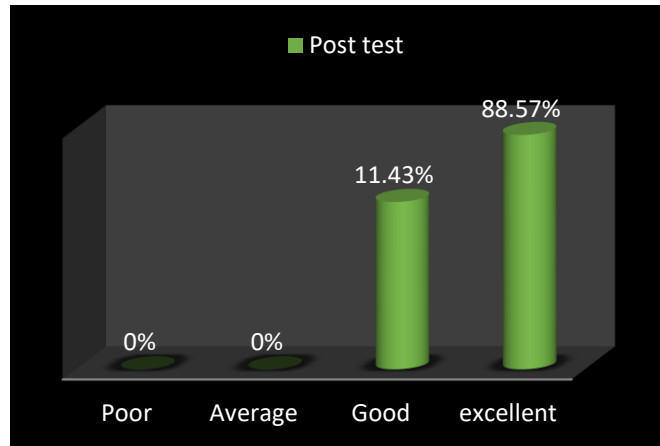
Table 2: Assessment of post test knowledge score regarding cardiac rehabilitation in patients with coronary heart diseases.

n=70

Level of knowledge	Score range	Frequency	Percentage%
Poor	0-5 (0-25%)	0	0
Average	6-10(26-50%)	0	0
Good	11-15(51-75%)	8	11.43
Excellent	16-20(76-100%)	62	88.57
Minimum score	13		
Maximum score	20		
Mean score	17.34±1.65		
Mean percentage	86.85.±8.26		

The table above indicates that patients had poor knowledge score, none had poor knowledge score, none had average knowledge level, 8(11.43%) had decent knowledge level, 62(88.57%)

had excellent knowledge score. The minimum score was 13 and the highest score was 20, the average score was 17.34 ± 1.65 with a mean score of $86.85 \pm 8.26\%$.



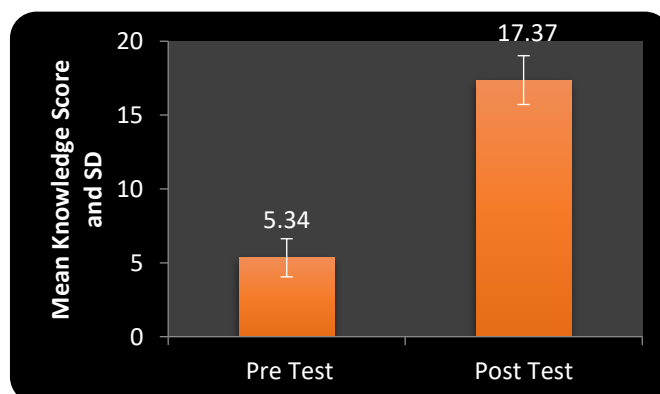
Graph 2: Assessment of post test knowledge score regarding cardiac rehabilitation in patients with coronary heart diseases.

Table3:-Significance difference between knowledge score in pre test and post test of patients with coronary heart diseases.

n=70

Overall	Mean	SD	Mean Difference	t-value	p-value
Pre Test	5.34	1.29	12.02±1.97	50.88	0.0001 S,p<0.05
Post Test	17.37	1.65			

The above table demonstrates that in patients with coronary heart disease, there is a substantial difference between pretest and posttest knowledge scores that interpret successful self-instructional module on information about cardiac recovery. Mean value of pretest is 5.34 and posttest is 17.37 and standard deviation values of pretest are ± 1.29 and posttest is ± 1.65 . The estimated t-value is 50.88 and the p-value is 0.001. It is therefore interpreted statistically that the Self Instructional Module on overall knowledge regarding cardiac rehabilitation among coronary heart diseases patients was effective. Thus the H_1 is accepted.



Graph 3- Significance difference between knowledge score in pre and post test of patients with coronary heart diseases.

CONCLUSION

From the study, Mean value of pretest is 5.34 and posttest is 17.37 and standard deviation values of pretest are ± 1.29 and posttest is ± 1.65 . The calculated t-value is 50.88 and p-value is 0.001 and significant difference between pre test and post test knowledge scores interpreting effective self instructional module on knowledge regarding cardiac rehabilitation in patients with coronary heart diseases. According to the result of this study statistically interpreted that self instructional module.

DISCUSSION

The other studies in this section. The present research was the efficacy of the cardiac rehabilitation self-instruction module in patients with Coronary Heart Diseases. Study conducted by Shalet Alex et.al. on efficacy of an information booklet on knowledge regarding cardiac rehabilitation among clients with coronary artery disease. Most responded had none of poor level of knowledge score, 1(2%) have average level of knowledge score, 28(56%) have good level of knowledge score and 21(42%) have excellent level of knowledge score. The minimum score was 15 and the maximum score was 27, the mean score was 22.02 ± 2.60^4 .

A study was conducted by Binu Xavier found the highly significant difference found between the pretest and posttest KS ($P < 0.01$) but no significant association was found between the posttest when compared with the demographic variables of staff nurses ($P < 0.05$)⁵.

A number of articles from GBD study reflect on different aspects of Coronary Artery Disease⁶⁻⁹. Chiwhaneet. al. studied incremental prognostic value of anemia in acute coronary syndrome from a rural hospital in India¹⁰.

Jyoti J. et. al. reported on Gamma Glutamyl Transferase Levels in Patients with Acute Coronary Syndrome¹¹. Few of the related studies on Coronary artery disease were reviewed¹²⁻¹⁷

REFERENCES

1. Lewis SL, Bucher L, Heitkemper MM, Harding MM, Kwong J, Roberts D. Medical-Surgical Nursing-E-Book: Assessment and Management of Clinical Problems, Single Volume. Elsevier Health Sciences; 2016 Sep 8.
2. P Hariprasad, Textbook of cardiovascular and thoracic nursing. Jaypee brothers publications. 1st edition; 2016.
3. Mahalakshmi G. A study to evaluate the effectiveness of video assisted teaching programme on knowledge regarding cardiac rehabilitation among post myocardial infarction patients admitted in Cardiac in-patient department at selected Cardiac Hospital, Erode (dt) (Doctoral dissertation, Vivekanandha College of Nursing, Tiruchengodu). 2015 oct.
4. Alex S, Ramesh A, Sahare V. Efficacy of an Information Booklet on Knowledge Regarding Cardiac Rehabilitation among Clients with Coronary Artery Disease. Published 2014 dec; Vol3:12
5. Vincze, J. and Tiszay, G.V.-“ Some Biophysical Modeling of the Human Circulation Apparatus. *Journal of Medical Research and Health Sciences*. 3, 8 (Aug. 2020). DOI:<https://doi.org/10.15520/jmrhs.v3i8.248>.
6. Binu Xavier, OSR Journal of Nursing and Health Science (IOSR-JNHS) e-ISSN: 2320–1959. p-ISSN: 2320–1940 Volume 2, Issue 6 (Nov. – Dec. 2013), P14-19 .
7. James, Spencer L, Chris D Castle, Zachary V Dingels, Jack T Fox, Erin B Hamilton, Zichen Liu, Nicholas L S Roberts, et al. “Estimating Global Injuries Morbidity and Mortality: Methods and Data Used in the Global Burden of Disease 2017 Study.” *Injury Prevention* 26, no. Supp 1 (October 2020): i125–53. <https://doi.org/10.1136/injuryprev-2019-043531>.

8. James, Spencer L, Chris D Castle, Zachary V Dingels, Jack T Fox, Erin B Hamilton, Zichen Liu, Nicholas L S Roberts, et al. “Global Injury Morbidity and Mortality from 1990 to 2017: Results from the Global Burden of Disease Study 2017.” *Injury Prevention* 26, no. Supp 1 (October 2020): i96–114. <https://doi.org/10.1136/injuryprev-2019-043494>.
9. Tomasi, D. and Webb, S. “ Human Gastrointestinal Microbiota and Neural Activity: Effects of Probiotics on Mental and GI Health. *Journal of Medical Research and Health Sciences*. 3, 9 (Sep. 2020), 1070-1077. DOI:<https://doi.org/10.15520/jmrhs.v3i9.244>.
10. Murray, Christopher J L, Cristiana Abbafati, Kaja M Abbas, Mohammad Abbasi, Mohsen Abbasi-Kangevari, FoadAbd-Allah, Mohammad Abdollahi, et al. “Five Insights from the Global Burden of Disease Study 2019.” *The Lancet* 396, no. 10258 (October 2020): 1135–59. [https://doi.org/10.1016/S0140-6736\(20\)31404-5](https://doi.org/10.1016/S0140-6736(20)31404-5).
11. Murray, Christopher J L, Aleksandr Y Aravkin, PengZheng, Cristiana Abbafati, Kaja M Abbas, Mohsen Abbasi-Kangevari, FoadAbd-Allah, et al. “Global Burden of 87 Risk Factors in 204 Countries and Territories, 1990–2019: A Systematic Analysis for the Global Burden of Disease Study 2019.” *The Lancet* 396, no. 10258 (October 2020): 1223–49. [https://doi.org/10.1016/S0140-6736\(20\)30752-2](https://doi.org/10.1016/S0140-6736(20)30752-2).
12. Chiwhane, A., S. Burchundi, G. Manakshe, and H. Kulkarni. “Incremental Prognostic Value of Anemia in Acute Coronary Syndrome from A Rural Hospital in India.” *Global Heart* 15, no. 1 (2020): 16. <https://doi.org/10.5334/gh.527>.
13. Jyoti, J., V. Nitin, B. Shashank, and D. Pradeep. “Gamma GlutamylTransferase Levels in Patients with Acute Coronary Syndrome: A Cross-Sectional Study.” *Journal of Cardiovascular Disease Research* 8, no. 4 (2017): 121–25. <https://doi.org/10.5530/jcdr.2017.4.28>.
14. Choudhari, M.S., M.I. Sonkusale, and R.A. Deshpande. “Sudden Cardiac Arrest on 5 Th Day after Coronary Artery Bypass Graft Surgery: Diagnostic Dilemma.” *Annals of Cardiac Anaesthesia* 21, no. 3 (2018): 341–42. <https://doi.org/10.4103/aca.ACA-214-17>.
15. Lalwani, L., Z. Quazi, A. Gaidhane, and N. Quazi. “Comparing Functional Capacity after Inpatient Cardiac Rehabilitation Programme in Coronary Artery Bypass Graft Surgery Patients with and without Diabetes.” *European Journal of Molecular and Clinical Medicine* 7, no. 2 (2020): 1303–10.
16. Sanyukta, H., A.H. Inamdar, and S. Kumar. “Association of Spot Urinary Albumin Creatinine Ratio (UACR) with Coronary Artery Disease.” *European Journal of Molecular and Clinical Medicine* 7, no. 2 (2020): 1962–66.
17. Tushar J. Palekar, Monica N. Dhanani, Ajay Malshikhare, ShilpaKhandare, (2017) Comparative Study of Conventional Tens Versus Phonophoresis Along With Exercises in Lateral Epicondylitis *International Journal Of Scientific Research And Education*.05,07 (July-17) 6711-17
18. SUTARIYA, P., Mehta, D. S., Shah, D., Shah, D., Karia, D., &Goyal, D. (2020). AA Systematic Review on Impact of Edentulism on Nutritional Status of Eldrly Adults as Compared to Dentulous Adults. *Journal of Current Medical Research and Opinion*, 3(11), 739-748.<https://doi.org/10.15520/jcmro.v3i11.368>
19. Schwartz, G.G., P.G. Steg, M. Szarek, D.L. Bhatt, V.A. Bittner, R. Diaz, J.M. Edelberg, et al. “Alirocumab and Cardiovascular Outcomes after Acute Coronary Syndrome.” *New England Journal of Medicine* 379, no. 22 (2018): 2097–2107. <https://doi.org/10.1056/NEJMoa1801174>.

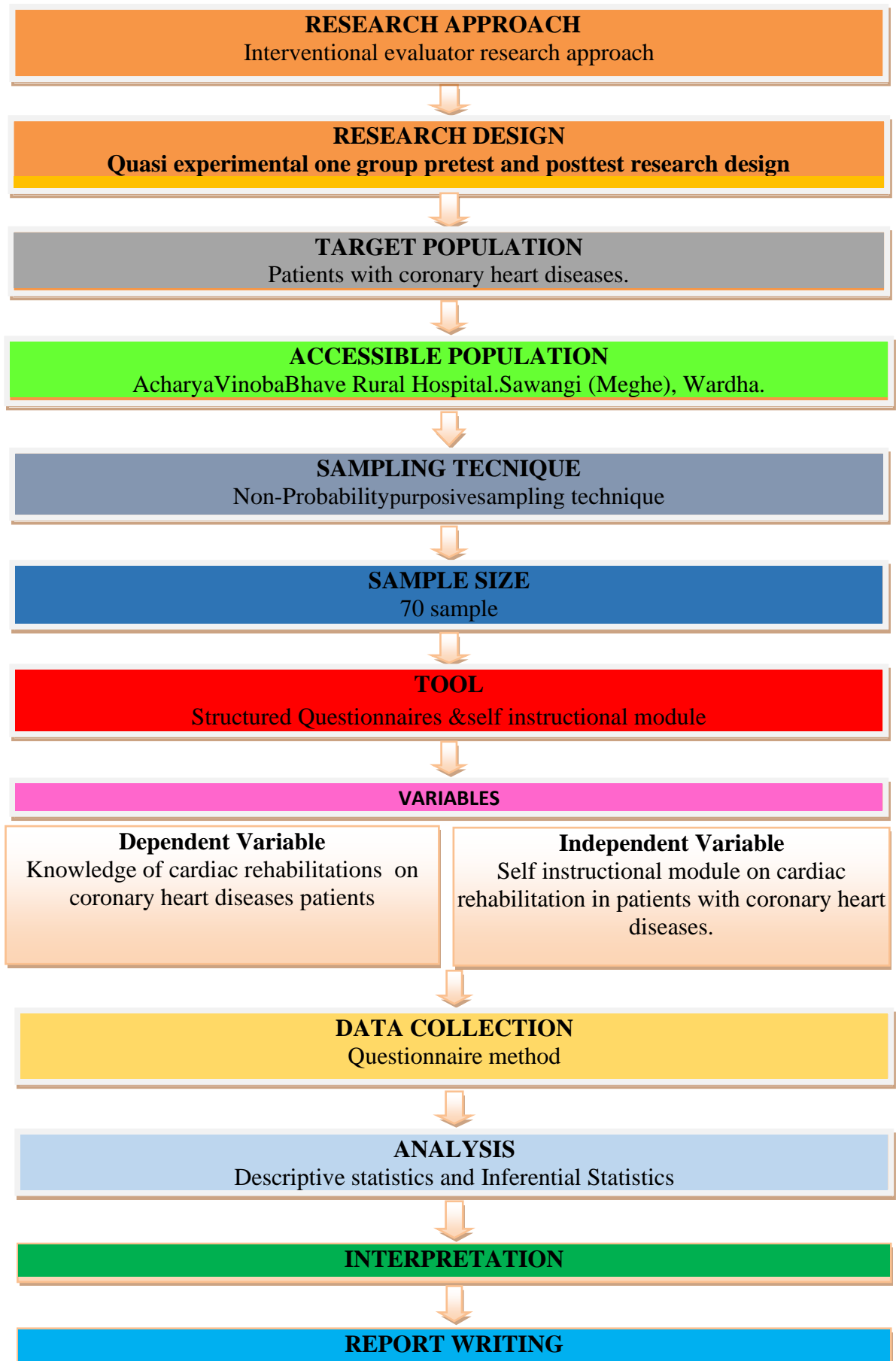


Figure no.2: Schematic Presentation Of Quasi Experimental One Group Pre Test And Post Test Design For The Present Study